

# Getting Started with Norton Testmaker

Last Modified on 03/12/2026 11:52 am EDT

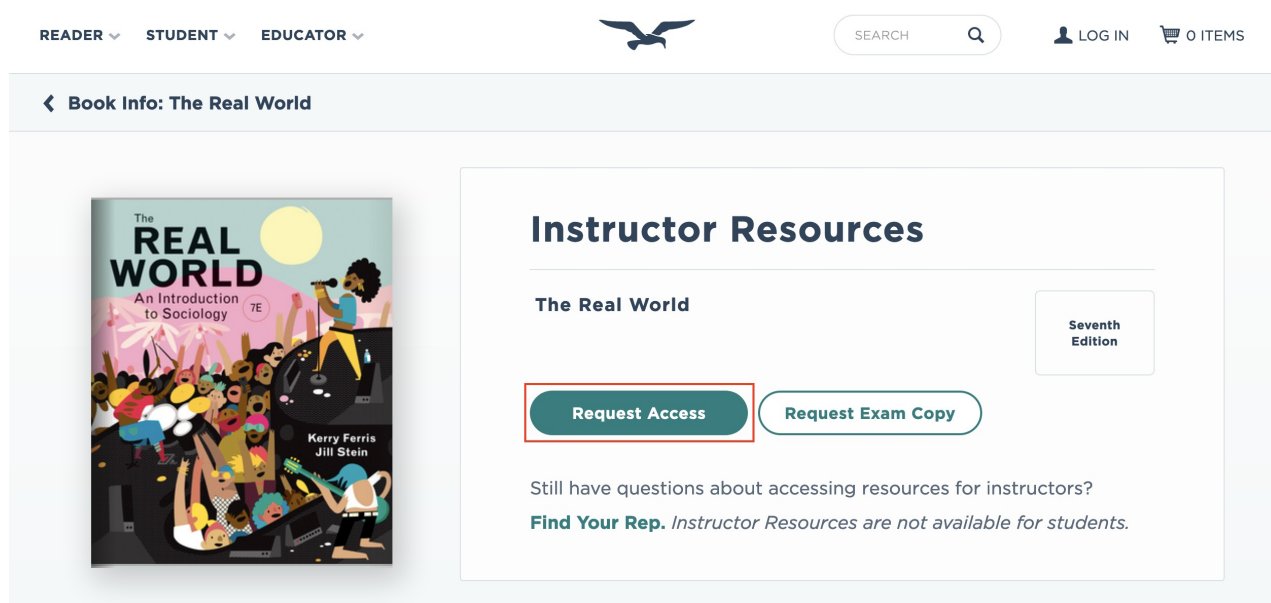
Norton Testmaker is Norton's online assessment-building software. Norton Testmaker lets you create tests, quizzes, and exams from Norton test bank questions.

## Getting access

To secure the integrity of test bank questions, Norton Testmaker is only available to verified instructors. You must have a verified and active Norton instructor account to access Norton Testmaker.

If you do not have a verified instructor account, please click the "Request Access" button in the Instructor Resources page for your book. You can use the Norton website's search engine or catalog pages to find your Instructor Resources. For more information, visit <https://wwnorton.com/educator>

After clicking "Request Access," you will be guided through the application process.



The screenshot shows the top navigation bar with 'READER', 'STUDENT', and 'EDUCATOR' dropdown menus, a search bar, and 'LOG IN' and '0 ITEMS' links. Below the navigation is a breadcrumb trail: '< Book Info: The Real World'. The main content area features the book cover for 'The Real World: An Introduction to Sociology, 7E' by Kerry Ferris and Jill Stein. To the right of the cover is the 'Instructor Resources' section, which includes the book title 'The Real World', the 'Seventh Edition' label, and two buttons: 'Request Access' (highlighted with a red border) and 'Request Exam Copy'. Below these buttons is a message: 'Still have questions about accessing resources for instructors? Find Your Rep. Instructor Resources are not available for students.'

If you have other questions about getting access to Instructor Resources, you can also find and contact your Norton representative at <https://wwnorton.com/find-your-rep>

## Logging in

To log into Norton Testmaker, click the access link provided in the Instructor Resources page for your book. You can use the Norton website's search engine or catalog pages to find your Instructor Resources. Please visit <https://wwnorton.com/educator>

**Note:** For security, you *must* have a verified and active Norton instructor account to access Norton Testmaker. If you do not have a verified instructor account, please click the "Request Access" button in the Instructor Resources page for your book. If you still have questions about accessing Instructor Resources, you can also contact your Norton representative at <https://wwnorton.com/find-your-rep>

### Log In

Email

Password

 [Show](#)

[Log In](#)

[Forgot Password?](#)




[Help Desk](#)

Please see the demonstration below for a walkthrough on how to access Norton Testmaker. To open this demonstration in a new tab, please click [here](#). For a transcript of the walkthrough, click [here](#).

## Forgot your Password?

Clicking the "Forgot your password?" link in the Norton Testmaker login screen will direct you to Norton's account registration page. From that page, you can register for a new Norton account or reset your password. Please note that new accounts will need to go through the verification process before being granted access to Instructor Resources. See "Getting access" above.

---

READER ▾ STUDENT ▾ EDUCATOR ▾  SEARCH 🔍  LOG IN  0 ITEMS

---

### LOG IN / CREATE ACCOUNT

**Already have a Norton Account?**

Email

Password

**Create a Norton Account**

Email

[Log In](#)

[Forgot your password?](#)

[Create Account](#)

