

Student Grading and Reports

Last Modified on 01/16/2018 1:26 pm EST

A guide to grading submitted worksheets and viewing reports in the Online Workbook powered by Noteflight.


Hide All Answers

Are the worksheets graded automatically?

No, Noteflight is an online musical notation program that does not have the ability to automatically grade submitted worksheets and the workbook interface simply allows you to collect and record grades for your students' submissions. Instructors will need to manually grade each individual worksheet.

Is there an answer key available?

Yes! You can request a copy of the workbook answer key by using the Instructor Resources tile on the Digital Resources page for your textbook or by contacting your [Norton representative](#) .



Concise Introduction to Tonal Harmony

Burstein and Straus

Purchase Options

 This product is not yet available for sale.

Navigation menu with icons for:

- Ebook
- Know It?
- Show It!
- Workbook
- Playlists
- Student Results
- Getting Started
- Instructor Resources (highlighted with a red arrow)


How will I know when worksheets have been submitted for grading?

First, select a chapter from the workbook's table of contents.

Navigation: Digital Resources | WORKBOOK | conharmins@wnorton.edu

Workbook Assignments Powered by Noteflight | Student Results

17193 (Introduction to Music Theory) | Export Report Data

ACTIVITY TITLE	GRADES ACCEPTED UNTIL	SUBMITTED GRADES	AVG. TIME SPENT (MM:SS)	AVG. GRADE
Chapter 0: Notation of Pitch and Rhythm 	06/24/16 11:59 PM	0	4:44	— Report
Chapter 1: Scales	06/30/16 11:59 PM	—	—	—

After a student submits a worksheet that needs to be graded, an asterisk (*) will appear to the left of his or her name in the Class Summary dropdown menu.



Chapter 0: Notation of Pitch and Rhythm

Welcome! You have Instructor access.

To view assignments and/or results for one of your classes, choose a Student Set from the menu below.

Show results for: 17193 (Introduction to Music Theory) ▾

- 2 worksheets assigned
- Assigned worksheets must be completed by **06/24/2016** [Update Grades Accepted Until Date](#)

Show: ✓ CLASS SUMMARY
 ===== OR =====
 WORKSHEET SUBMISSIONS FOR:

[Hide](#)

	Actions	
*Student, CONHARM		
0.B Identifying note names	Preview Worksheet	Unassign Show Report (1)
0.C Writing notes	Preview Worksheet	Unassign Show Report (0)
0.E Enharmonic notes	Preview Worksheet	Assign
0.H Beams	Preview Worksheet	Assign

Selecting that student's name from the dropdown menu will show you a table of all of the worksheets that particular student has submitted and the ones that still need to be graded. Once all submitted worksheets from a specific student have been graded in the selected chapter, the asterisk will disappear from the dropdown menu and will only reappear next to the student's name when that student submits another worksheet that needs to be graded.



Chapter 0: Notation of Pitch and Rhythm

Welcome! You have Instructor access.

To view assignments and/or results for one of your classes, choose a Student Set from the menu below.

Show results for: 17193 (Introduction to Music Theory) ▾

- 2 worksheets assigned
- Assigned worksheets must be completed by **06/24/2016** [Update Grades Accepted Until Date](#)

Show: *Student, CONHARM ▾

[Hide Unassigned Worksheets](#)

Worksheet	Submission Date	Grade	Comments
0.B Identifying note names Show Student Worksheet	6/12/2016	—	<i>Assigned and completed (needs grading)</i>
0.C Writing notes <i>Worksheet not completed</i>	—	—	<i>Assigned</i>
0.E Enharmonic notes <i>Worksheet not completed</i>	—	—	<i>Not assigned</i>
0.H Beams <i>Worksheet not completed</i>	—	—	<i>Not assigned</i>

Also, the number of submitted worksheets will appear in parenthesis on the Show Report button for each worksheet.



Chapter 0: Notation of Pitch and Rhythm

Welcome! You have Instructor access.

To view assignments and/or results for one of your classes, choose a Student Set from the menu below.

Show results for: 17193 (Introduction to Music Theory) ▾

- 2 worksheets assigned
- Assigned worksheets must be completed by **06/24/2016** [Update Grades Accepted Until Date](#)

Show: CLASS SUMMARY ▾

[Hide Unassigned Worksheets](#)

Worksheet	Actions	
0.B Identifying note names	Preview Worksheet	Unassign Show Report (1)
0.C Writing notes	Preview Worksheet	Unassign Show Report (0)
0.E Enharmonic notes	Preview Worksheet	Assign
0.H Beams	Preview Worksheet	Assign

Even though the number in parenthesis on the Show Report button signifies how many total worksheets have been submitted and not how many need to be graded, clicking on the Show Report button will show you all of the submitted worksheets and clearly highlight those that still need to be graded.



Chapter 0: Notation of Pitch and Rhythm

Welcome! You have Instructor access.

To view assignments and/or results for one of your classes, choose a Student Set from the menu below.

Show results for: 17193 (Introduction to Music Theory) ▲

0.B Identifying note names

Grade unsubmitted worksheets

Search:

Student ▲	Submission Date ⇅	Grade ⇅	Comments ⇅
CONHARM Student Show Student Worksheet	6/12/2016	-	<i>Assigned and completed (needs grading)</i>

OK

0.E Enharmonic notes

[Preview Worksheet](#)

[Assign](#)

0.H Beams

[Preview Worksheet](#)

[Assign](#)

How do I grade worksheets?

There are two ways in which you can grade worksheets:

1. Grade all worksheets from one specific student

To view all of the worksheets submitted by one specific student, click on the Class Summary dropdown menu and select the student's name from the list.



Chapter 0: Notation of Pitch and Rhythm

Welcome! You have Instructor access.

To view assignments and/or results for one of your classes, choose a Student Set from the menu below.

Show results for: 17193 (Introduction to Music Theory) ▾

- 2 worksheets assigned
- Assigned worksheets must be completed by **06/24/2016** [Update Grades Accepted Until Date](#)

Show:

✓ CLASS SUMMARY
===== OR =====
WORKSHEET SUBMISSIONS FOR:

Hide

*Student, CONHARM



	Actions	
0.B Identifying note names	Preview Worksheet	Unassign Show Report (1)
0.C Writing notes	Preview Worksheet	Unassign Show Report (0)
0.E Enharmonic notes	Preview Worksheet	Assign
0.H Beams	Preview Worksheet	Assign

2. Grade all submissions from one specific worksheet

To view all of the submissions for one specific worksheet, click on the Show Report button to the right of the worksheet.



Chapter 0: Notation of Pitch and Rhythm

Welcome! You have Instructor access.

To view assignments and/or results for one of your classes, choose a Student Set from the menu below.

Show results for: 17193 (Introduction to Music Theory) ▾

- 2 worksheets assigned
- Assigned worksheets must be completed by **06/24/2016** [Update Grades Accepted Until Date](#)

Show: CLASS SUMMARY ▾

[Hide Unassigned Worksheets](#)

Worksheet	Actions	
0.B Identifying note names	Preview Worksheet	Unassign Show Report (1)
0.C Writing notes	Preview Worksheet	Unassign Show Report (0)
0.E Enharmonic notes	Preview Worksheet	Assign
0.H Beams	Preview Worksheet	Assign

Next, click on the Show Student Worksheet button next to the worksheet you'd like to grade.



Chapter 0: Notation of Pitch and Rhythm

Welcome! You have Instructor access.

To view assignments and/or results for one of your classes, choose a Student Set from the menu below.

Show results for: 17193 (Introduction to Music Theory)

- 2 worksheets assigned
- Assigned worksheets must be completed by **06/24/2016** [Update Grades Accepted Until Date](#)

Show: *Student, CONHARM

Hide Unassigned Worksheets

Worksheet	Submission Date	Grade	Comments
0.B Identifying note names Show Student Worksheet	6/12/2016	—	Assigned and completed (needs grading)
0.C Writing notes <i>Worksheet not completed</i>	—	—	Assigned
0.E Enharmonic notes <i>Worksheet not completed</i>	—	—	Not assigned
0.H Beams <i>Worksheet not completed</i>	—	—	Not assigned

After you are finished reviewing the worksheet, click on the Grade Worksheet button in the lower right corner.



noteflight wnnorton Play Transcribe Record Save Instruments Page View Zoom Keyboard Connect

duration pitch tempo 120 text la- T f A? A

0.B Identifying note names

(Lyricist)

(Subtitle)

(Composer)

1. Provide a letter name for each note in treble clef. (Double click on a blank to get a blinking cursor.)

a.

G E C E G C E G G C G E C G C G

b.

C B A G G F E D C G A F G E C B

c.

C F E G A D E G D E C G A E D C

Done

Grade Worksheet

Enter the points earned in the first box and the number of points possible in the second. You can enter any whole numbers into either box. You can also add a comment if you'd like but it is not required. Finally, click the Submit Grade button.

Workbook Assignments Powered by

noteflight
wwnorton

Play Transcribe Record

duration pitch

Grade Worksheet

- Grade: 5 / 5
- Comment (optional):
Great!

Submit Grade Cancel

o.B Ide (Lyricist) (Subtitle) (Composer)

1. Provide a letter name for each note in treble clef. (Double click on a blank to get a blinking cursor.)

a.

G E C E G C E G G C G E C G C G

b.

C B A G G F E D C G A F G E C B

c.

C F E G A D E G D E C G A E D C

0.B Identifying note names (assigned): Submission for CONHARM Student (conharmstu@wwnorton.edu) Done Grade Worksheet

You will then receive notification that the grade has been submitted and the grade and any comments you entered will be displayed in the table.



Chapter 0: Notation of Pitch and Rhythm

Welcome! You have Instructor access.

To view assignments and/or results for one of your classes, choose a Student Set from the menu below.

Show results for: 17193 (Introduction to Music Theory) ▾

- 2 worksheets assigned
- Assigned worksheets must be completed by **06/24/2016** [Update Grades Accepted Until Date](#)

Show: Student, CONHARM ▾

[Hide Unassigned Worksheets](#)

Submitted worksheets for Student, CONHARM:

Assigned worksheets completed: **1/2**

Assigned worksheets graded: **1/2**

Current grade (for graded worksheets): **5/5 = 100%**

Worksheet	Submission Date	Grade	Comments
0.B Identifying note names Show Student Worksheet	6/12/2016	5/5	Great!
0.C Writing notes <i>Worksheet not completed</i>	—	—	Assigned
0.E Enharmonic notes <i>Worksheet not completed</i>	—	—	<i>Not assigned</i>
0.H Beams <i>Worksheet not completed</i>	—	—	<i>Not assigned</i>



Note: Students will not receive a final grade for a chapter in the Online Workbook until all of the assigned worksheets in that specific chapter have been graded.

Is there a quick way to grade all unsubmitted worksheets?

Yes! From the Class Summary screen, click on the Show Report button to the right of the worksheet.



Chapter 0: Notation of Pitch and Rhythm

Welcome! You have Instructor access.

To view assignments and/or results for one of your classes, choose a Student Set from the menu below.

Show results for: 17193 (Introduction to Music Theory) ▾

- 2 worksheets assigned
- Assigned worksheets must be completed by **06/24/2016** [Update Grades Accepted Until Date](#)

Show: CLASS SUMMARY ▾

[Hide Unassigned Worksheets](#)

Worksheet	Actions	
0.B Identifying note names Preview Worksheet	Unassign	Show Report (1)
0.C Writing notes Preview Worksheet	Unassign	Show Report (0)
0.E Enharmonic notes Preview Worksheet	Assign	
0.H Beams Preview Worksheet	Assign	

In the window that appears, click on the Grade unsubmitted worksheets button.



Chapter 0: Notation of Pitch and Rhythm

Welcome! You have Instructor access.

To view assignments and/or results for one of your classes, choose a Student Set from the menu below.

Show results for: 17193 (Introduction to Music Theory) ▾

- 2 worksheets assigned

0.C Writing notes

Grade unsubmitted worksheets

Search:

Student	Submission Date	Grade	Comments
CONHARM Student	Worksheet not completed	—	Has not started.

OK

0.H Beams

Preview Worksheet

Assign

Enter the number of possible points into the box and a comment if you'd like and click the Set Grades button.

Set Zero Grades For All Unsubmitted Worksheets

- Set Points Possible For This Worksheet:
- Comment (optional):

Chapter 0: Notation of Pitch and Rhythm

Welcome! You have Instructor access.

To view assignments and/or results for one of your classes:

Show results for: 17193 (Introduction to Music Theory I)

- 2 worksheets assigned

0.C Writing notes

Search:

Student	Submission Date	Grade	Comments
CONHARM Student	Worksheet not completed	—	Has not started.

0.H Beams

All unsubmitted worksheets will then be graded with a zero out of the possible number of points you chose and any comments you entered will be added to each unsubmitted worksheet as well.

Workbook Assignments Powered by Noteflight conharmins@wnnorton.edu ⚙️

Chapter 0: Notation of Pitch and Rhythm

Welcome! You have Instructor access.

To view assignments and/or results for one of your classes, choose a Student Set from the menu below.

Show results for: 17193 (Introduction to Music Theory) ▾

0.C Writing notes

[Grade unsubmitted worksheets](#)

Search:

Student		Submission Date	Grade	Comments
CONHARM Student	Show Student Worksheet	6/15/2016	0/5	not submitted

[OK](#)

0.H Beams [Preview Worksheet](#) [Assign](#)

Can I modify student work and add annotations in the Noteflight editor?

Yes! Instructors have full editing rights when viewing worksheets students have submitted for grading. Here are a few features that might prove useful when grading student work:

IMPORTANT!

When you are finished adding notes or editing a student's worksheet, make sure you click on the Save cloud before grading or closing the worksheet so that your information is saved and is displayed the next time the student views the worksheet.

Workbook Assignments Powered by Noteflight conharmins@wnorton.edu

You launched an External Tool link 'Chapter 0: Notation of Pitch and Rhythm'. Attach To This Page

noteflight wwnorton Play Transcribe Record Save Instruments Page View Zoom Keyboard Connect

score duration pitch

tempo 120 text la- T f A7 A

o.C Writing notes

(Lyricist) (Subtitle) (Composer)

Write a pitch on the staff for each note name in the given clef. Do not use more than one ledger line. There may be more than one correct answer.

1. Treble clef

a.

C# F G \flat B \flat A C G \sharp

b.

E \flat A \flat G D \flat D \sharp B

c. You missed this line.

F \sharp E A \sharp F \flat B \sharp D C \flat E \sharp

2. Bass clef

a.

0.C Writing notes (assigned): Submission for CONHARM Student (conharmstu@wnorton.edu) Done Grade Worksheet

Adding an annotation

To add an annotation, select the note (1), click on the menu icon (2), locate the text category (3), select Annotation from the list (4), and type your annotation into the box that appears above the note you selected (5). Don't forget to click the Save icon after adding an annotation!

Workbook Assignments Powered by Noteflight conharmins@wnnorton.edu

You launched an External Tool link 'Chapter 0: Notation of Pitch and Rhythm'. Attach To This Page

noteflight Play Transcribe Record Save Instruments Page View Zoom Keyboard Connect

score duration pitch tempo text la- T f A⁷ A

score
edit
duration
rhythm
pitch
tempo
text
measure
layout
repeat
dynamics
articulation
ornament
note
voice
tab
lines
color
sound
view

la- Lyrics ⌘L 3
T Performance Text T
f Expression Text ⌘E
A⁷ Chord Symbol K
A Rehearsal Letter A
System Text
Annotation
Show Prompt
Text Border ab

O.C.W. 5 This note is missing a flat.

CONHARM Instructor 12:14pm
Delete

1 2 3 4 5

2. Bass clef
a.

F# E A# F# B# D C# E#

G# Bb A C G#
G Db D# B

0.C Writing notes (assigned): Submission for CONHARM Student (conharmstu@wnnorton.edu) Done Grade Worksheet

Adding text

If you would like to add text to the worksheet, select an element (a measure in this case) (1), click on the menu icon (2), locate the text category (3), select System Text from the list (4), and type your text using the cursor that appears (5). Don't forget to click the Save icon after adding text to the worksheet!

Workbook Assignments Powered by Noteflight conharmins@wnnorton.edu

You launched an External Tool link 'Chapter 0: Notation of Pitch and Rhythm'. Attach To This Page

noteflight Play Transcribe Record Save Instruments Page View Zoom Keyboard Connect

score duration pitch tempo text la- T f A⁷ A

score
edit
duration
rhythm
pitch
tempo
text
measure
layout
repeat
dynamics
articulation
ornament
note
voice
tab
lines
color
sound
view

la- Lyrics %L
T Performance Text T
f Expression Text %E
A⁷ Chord Symbol K
A Rehearsal Letter
System Text
Annotation
Show Prompt
Text Border

o.C Writing notes
(Lyricist) (Subtitle) (Composer)

Write a pitch on the staff for each note name in the given clef. Do not use more than one ledger line. There may be more than one correct answer.

16 17 18 19 20 21

You missed this line!

2. Bass clef
a.

0.C Writing notes (assigned): Submission for CONHARM Student (conharmstu@wnnorton.edu) Done Grade Worksheet

Changing the color of notes

If you'd like to change the color of a note to bring attention to it, select the note (1), click on the menu icon (2), locate the color category (3), and select the color in which you'd like the note to appear (4). Don't forget to click the Save icon after changing the color of a note!

Workbook Assignments Powered by Noteflight conharmins@wnnorton.edu

You launched an External Tool link 'Chapter 0: Notation of Pitch and Rhythm'. Attach To This Page

noteflight Play Transcribe Record Save Instruments Page View Zoom Keyboard Connect

score duration pitch

tempo 120 text la- T f A7 A

- ✓ score
- edit
- ✓ duration
- rhythm
- ✓ pitch
- ✓ tempo
- ✓ text
- measure
- layout
- repeat
- dynamics
- articulation
- ornament
- note
- voice
- tab
- lines
- color
- and
- view

o.C Writing notes

(Lyricist) (Subtitle) (Composer)

Write a pitch on the staff for each note name in the given clef. Do not use more than one ledger line. There may be more than one correct answer.

1. Treble clef

a.

1	2	3	4	5	6	7
C#	F	Gb	Bb	A	C	G#

b.

G	Db	D#	B		
---	----	----	---	--	--

A#	Fb	B#	D	Cb	E#
----	----	----	---	----	----

O.C Writing notes (assigned): Submission for CONHARM Student (conharmstu@wnnorton.edu)
Done Grade Worksheet

How do I view student results?

Within a chapter of the workbook, there are two ways in which you can view student results:

1. By Student

Click on the Class Summary dropdown menu and select the student's name from the list.



Chapter 0: Notation of Pitch and Rhythm

Welcome! You have Instructor access.

To view assignments and/or results for one of your classes, choose a Student Set from the menu below.

Show results for: 17193 (Introduction to Music Theory) ▾

- 2 worksheets assigned
- Assigned worksheets must be completed by **06/24/2016** [Update Grades Accepted Until Date](#)

Show:

✓ CLASS SUMMARY
===== OR =====
WORKSHEET SUBMISSIONS FOR:
Student, CONHARM

Hide

	Actions	
0.B Identifying note names	Preview Worksheet	Unassign Show Report (1)
0.C Writing notes	Preview Worksheet	Unassign Show Report (1)
0.E Enharmonic notes	Preview Worksheet	Assign
0.H Beams	Preview Worksheet	Assign

The selected student's results will be displayed near the middle of the screen.



Chapter 0: Notation of Pitch and Rhythm

Welcome! You have Instructor access.

To view assignments and/or results for one of your classes, choose a Student Set from the menu below.

Show results for: 17193 (Introduction to Music Theory) ▾

- 2 worksheets assigned
- Assigned worksheets must be completed by **06/24/2016** [Update Grades Accepted Until Date](#)

Show: Student, CONHARM ▾

[Hide Unassigned Worksheets](#)

Submitted worksheets for Student, CONHARM:

Assigned worksheets completed: **2/2**

Assigned worksheets graded: **2/2**

Current grade: **5/10 = 50%**



Worksheet	Submission Date	Grade	Comments
0.B Identifying note names Show Student Worksheet	6/12/2016	5/5	Great!
0.C Writing notes Show Student Worksheet	6/15/2016	0/5	not submitted
0.E Enharmonic notes <i>Worksheet not completed</i>	—	—	<i>Not assigned</i>
0.H Beams <i>Worksheet not completed</i>	—	—	<i>Not assigned</i>

2. By Worksheet

On the Class Summary screen, click on the Show Report button to the right of the worksheet.



Chapter 0: Notation of Pitch and Rhythm

Welcome! You have Instructor access.

To view assignments and/or results for one of your classes, choose a Student Set from the menu below.

Show results for: 17193 (Introduction to Music Theory) ▾

- 2 worksheets assigned
- Assigned worksheets must be completed by **06/24/2016** [Update Grades Accepted Until Date](#)

Show: CLASS SUMMARY ▾

[Hide Unassigned Worksheets](#)

Worksheet	Actions	
0.B Identifying note names	Preview Worksheet	Unassign Show Report (1)
0.C Writing notes	Preview Worksheet	Unassign Show Report (1)
0.E Enharmonic notes	Preview Worksheet	Assign
0.H Beams	Preview Worksheet	Assign

Each student's grade for the selected worksheet will be displayed in the table.

Workbook Assignments Powered by Noteflight conharmins@wnnorton.edu ⚙️

Chapter 0: Notation of Pitch and Rhythm

Welcome! You have Instructor access.

To view assignments and/or results for one of your classes, choose a Student Set from the menu below.

Show results for: 17193 (Introduction to Music Theory) ▾

- 2 worksheets assigned

0.B Identifying note names

Grade unsubmitted worksheets

Search:

Student	Submission Date	Grade	Comments
CONHARM Student Show Student Worksheet	6/12/2016	5/5	Great!


[OK](#)

0.H Beams [Preview Worksheet](#) [Assign](#)

Viewing Final Grades for Each Chapter

Once all of the assigned worksheets have been graded for particular student in a specific chapter of the Online Workbook, that student will receive a final grade for that chapter, which will be displayed in the Student Results table and on the student's chapter list in the Online Workbook.

← Workbook STUDENT RESULTS conharmins@wnnorton.edu ⚙️



Concise Introduction to Tonal Harmony

Burstein and Straus

17193 (Introduction to Music Theory) ▾ [Export Report Data](#) [Learning Outcomes Report](#)

Search:

Student Name / Email	Workbook Avg. Grade	Workbook: Chapter 0 06/24/16	Show It! Avg. Grade
Student, CONHARM conharmstu@wnnorton.edu	80% 1 activity	80% (0+)	—

Showing 1 to 1 of 1 entries

†The grade shown here may reflect a manual grade override, or a case where the student kept working after the Grades Accepted Until date passed. If you see two grades, the first grade listed will be exported, and is the grade submitted to your LMS if you are using LMS integration.

Note: If there are any remaining worksheets in a chapter that need to be graded for a particular student, no grade will be displayed in the Student Results table or on the student's chapter list in the Online Workbook for that specific chapter. Final grades for each chapter are only calculated once all assigned worksheets have been graded for a particular student.

Can my students print out their completed worksheets?

Yes! After completing the worksheet, click on the print icon found under the score menu.

The screenshot shows the Noteflight interface. At the top, it says "Workbook Assignments Powered by Noteflight" and "nfstudent@wnorton.edu". The toolbar includes icons for Play, Transcribe, Record, Save, Instruments, Page View, Zoom, Keyboard, and Connect. Below the toolbar, there are controls for tempo (120), a "Print" button, and various musical notation symbols. The main workspace displays the assignment "1.2 II A" with a subtitle "(Lyricist)" and "(Composer)". The exercise is titled "Staff notation" and asks the user to "Write the letter name of each pitch in the blank below." It shows a treble clef staff with 12 measures of music. The first measure contains a half note on the line (A), and the rest are blank. Below the staff, there are 12 blank lines for writing the letter names, with the first one containing "A".

Assignment "Chapter 1. Pitch and Pitch Class" [Turn In This Score](#)

1.2 II A
(Lyricist) (Subtitle) (Composer)

Staff notation
Write the letter name of each pitch in the blank below.
Treble and bass clefs

(1) (2) (3) (4) (5) (6) (7) (8) (9) (10) (11) (12)

A _ _ _ _ _ _ _ _ _ _

Assignment 1.2, II. A. Staff Notation: Treble and bass clefs (not assigned) [Done](#)