

Integration with Learning Management Systems

Last Modified on 12/07/2023 10:22 am EST

InQuizitive can be integrated with your campus Learning Management System (LMS). LMS integration allows for automatic gradebook updates, single sign-on to InQuizitive activities, and automatic enrollment of students into correct Student Sets.

Hide All Answers

Does InQuizitive integrate with Blackboard and other learning management systems?

Yes, InQuizitive integrates with the following learning management systems:

- Blackboard
- Canvas
- D2L/Brightspace
- Moodle
- Sakai
- Schoology

If you are using another learning management system, please reach out to us here for more information.

What are the benefits of LMS integration?

Some benefits of LMS integration include:

- Single sign-on for instructors and students
- Automatic Student Set creation for instructors and automatic enrollment of students into the correct Student Set
- Gradebook integration for instructors

To learn more, go to the [LMS Knowledge Base](#).

How do I get set up with InQuizitive with LMS integration?

The easiest way to get set up with LMS integration is to contact your [local Norton representative](#). LMS integration is recommended if you frequently use the campus LMS, are comfortable navigating the system, and are willing to work with Norton through extra setup time required to enable integration.

How do students join my InQuizitive section?

Sections in InQuizitive are called Student Sets. After a student joins your Student Set, their grades will be visible to you.

When LMS integration is set up correctly, the first time you sign in to a link integrated with your campus LMS course, a Student Set tied to that LMS course is automatically created. You will be required to setup the new Student Set as soon as it is created. You have two options when setting up your new Student Set:

1. Create a new Student Set from scratch

Select option 1. and click the Next button.

Create a New Student Set

How would you like to **initialize** your Student Set? [\[Learn More\]](#)

1. Create a new Student Set from scratch.

2. Create a new Student Set that starts with a copy of an existing Student Set's assignments and settings.
Select the Student Set ID to copy from:

Enter a title for your Student Set, choose your school's state from the drop-down menu, begin typing your school's name into the text box that appears and select the proper school from the list, and select start and end dates for your Student Set. Finally, click the Create Student Set button.

Create a New Student Set

General Information

Title:

Choose your school's state, province, or country:

And your school name:

Start and end date of the course this Student Set will be used for:

Start Date: End Date:

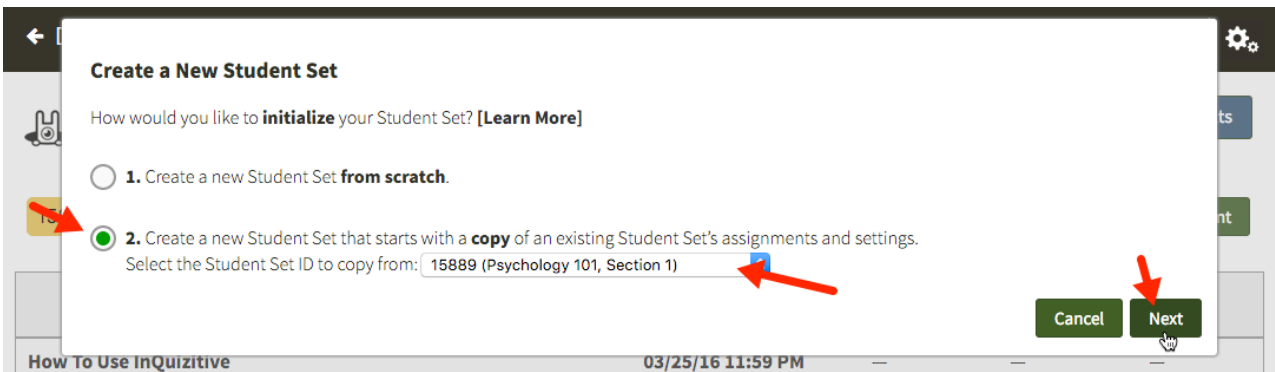
Students cannot self-enroll days after the Start Date

Do you want your students to enter a campus or school ID when they register? Yes No

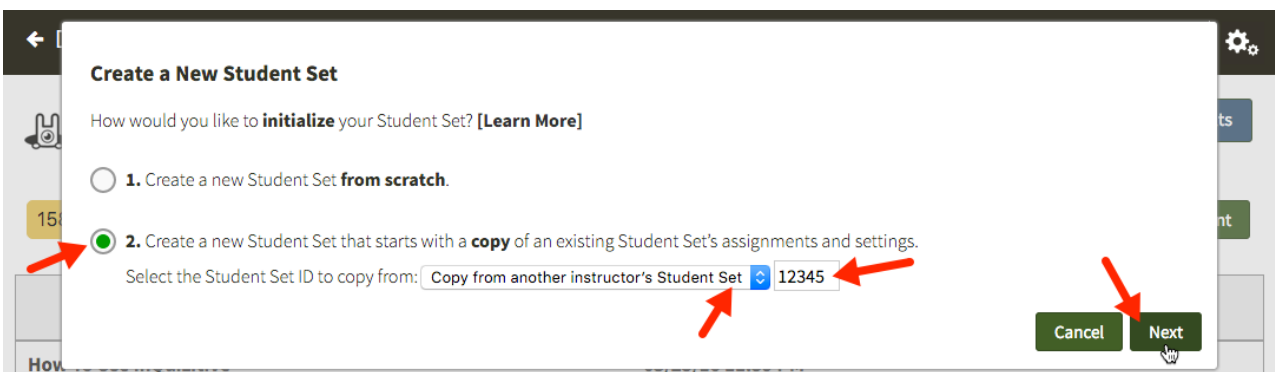
For assistance, please contact your Norton representative or [W. W. Norton Customer Support](#).

2. Create a new Student Set that starts with a copy of assignments and settings from a previous Student Set

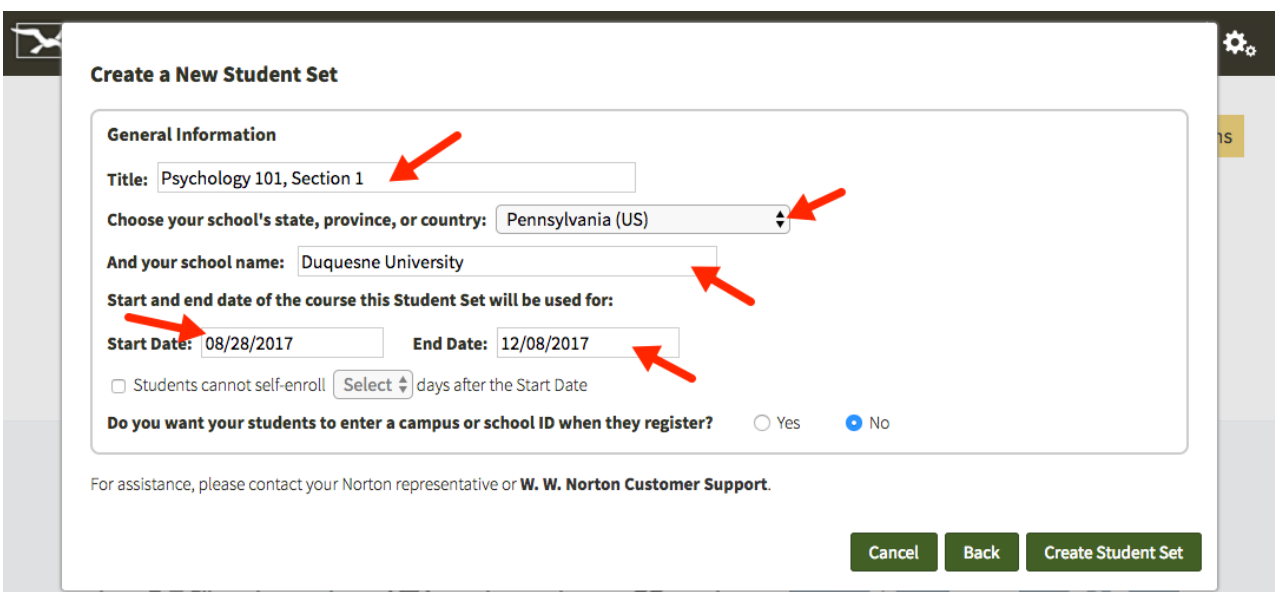
Select option 2., select a Student Set from the drop-down menu, and click the Next button.



If you would like to copy the assignments and settings from another instructor's Student Set, select option 2., choose Copy from another instructor's Student Set from the drop-down menu, enter the Student Set ID number of the Student Set you'd like to copy in the text field that appears to the right of the drop-down menu, and click the Next button.



Enter a title for your Student Set, choose your school's state from the drop-down menu, begin typing your school's name into the text box that appears and select the proper school from the list, and select start and end dates for your Student Set. Finally, click the Create Student Set button.



Since you are using LMS integration, your students will not need to enter a Student Set ID number to join this Student Set. Simply ask your students to access InQuizitive using the links in your LMS course.

Student Set successfully created. Your students will be automatically added to this Student Set as they click links to W. W. Norton digital materials from your LMS course.

OK

Watch [this video](#) for information on selecting your Student Set after it's created.

When students sign in to one of the links integrated with your LMS course, they will be automatically added to your Student Set without having to enter a Student Set ID.

Can InQuizitive be used without LMS integration?

Absolutely. If for whatever reason we can't get integration working for you, or you simply choose not to set it up, you can use InQuizitive stand-alone and access student results.
